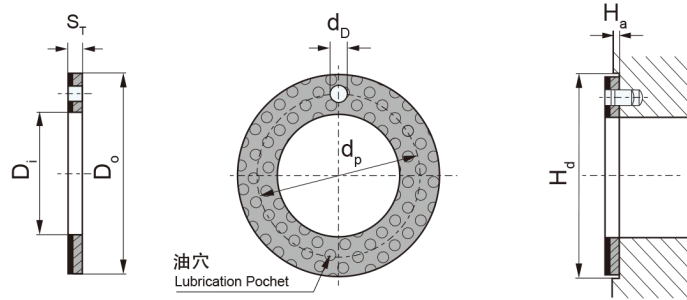



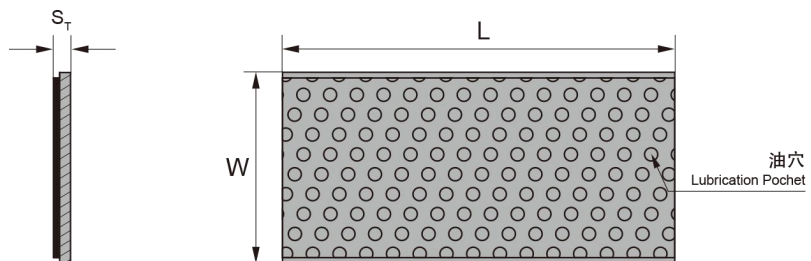
## MG-2Y WC 垫片规格及公差 MG-2Y WC Thrust Washer Specification & Tolerance



单位Unit: mm

轴径 Shaft $D_s$	型号规格 Standard No.	垫片尺寸 Washer size				安装尺寸 Assemble size		
		$D_I+0.25$	$D_O-0.25$	$S_T-0.05$	$d_p \pm 0.125$	$d_D^{+0.4}_{+0.1}$	$H_a \pm 0.2$	$H_d+0.12$
8	W10	10	20	1.5	15	1.5	1	20
10	W12	12	24		18			2
12	W14	14	26		20	3		
14	W16	16	30		23			4
16	W18	18	32		25	1.5		
18	W20	20	36		28			1.5
20	W22	22	38		30	1.5		
22	W24	24	42		33			1.5
24	W26	26	44		35	1.5		
26	W28	28	48		38			1.5
30	W32	32	54		43	1.5		
36	W38	38	62		50			1.5
40	W42	42	66		54	1.5		
46	W48	48	74		61			1.5
50	W52	52	78	65	1.5	78		
60	W62	62	90	76		1.5	90	

## MG-2Y SP 板材标准公制尺寸 MG-2Y SP Strip Standard Metric Size



单位Unit: mm

型号规格 Standard No.	长度 $L \pm 1$	宽度 $W \pm 1$	厚壁 Wall thickness $S_s-0.05$
P	500	150	1.0
P	500	150	1.5
P	500	150	2.0
P	500	150	2.5